

tones and 1/2 TONES...Tonos y 1/2tonos



Para ir de C a D tenemos que pasar por C# y de C a C# hay medio tono y de C# a D hay otro medio tono, esos dos Medios tonos juntos hacen un Tono. If we want to go from C to D we have to go from C to C# and that is half tone and from C# to D is another Half tone and those two Half tones makes a Tone.

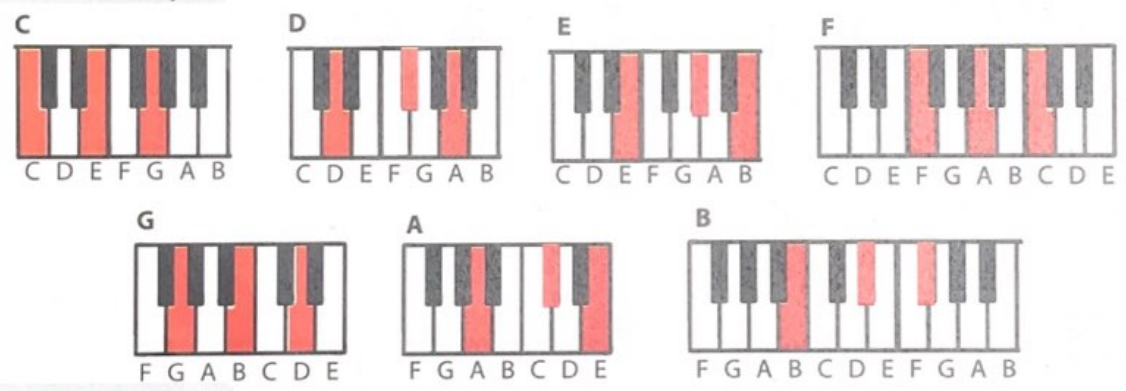
ACORDES...Chords

A chord in music is any set or group of notes that played together forms harmony and a good sound to our ears. *en la musica, un ACORDE es un un grupo de notas que al tocarlo forman una harmonia y crean un sonido placentero a nuestro oido.*

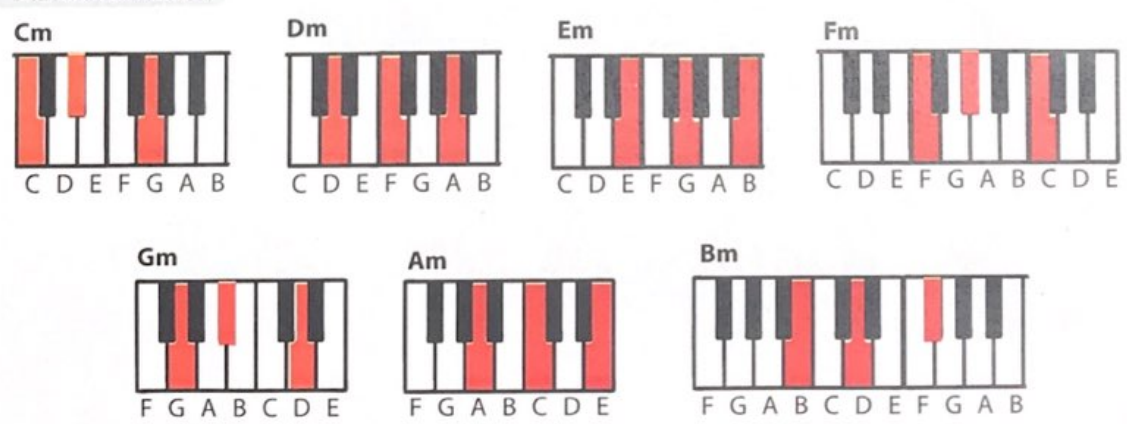
tiposdeACORDES...Chords types

The next Chords we are going to see are called TRIADS and that is because they are formed by 3 keys. *Los proximos acordes que veremos son llamados TRIADAS y eso es porque estan conformados por 3 notas o teclas.*

















































MAYORESmajors



MENORESminors



Mayores | Menores | Septimas | Menor Septimas

DO = C
 RE = D
 MI = E
 FA = F
 (SO) SOL = G
 LA = A
 (TI) SI = B.

Simbolos:-
 # = Sostenido
 b = bemol.
 bm = bemol menor
 #m = Sostenido menor
 b7 = bemol Septima.